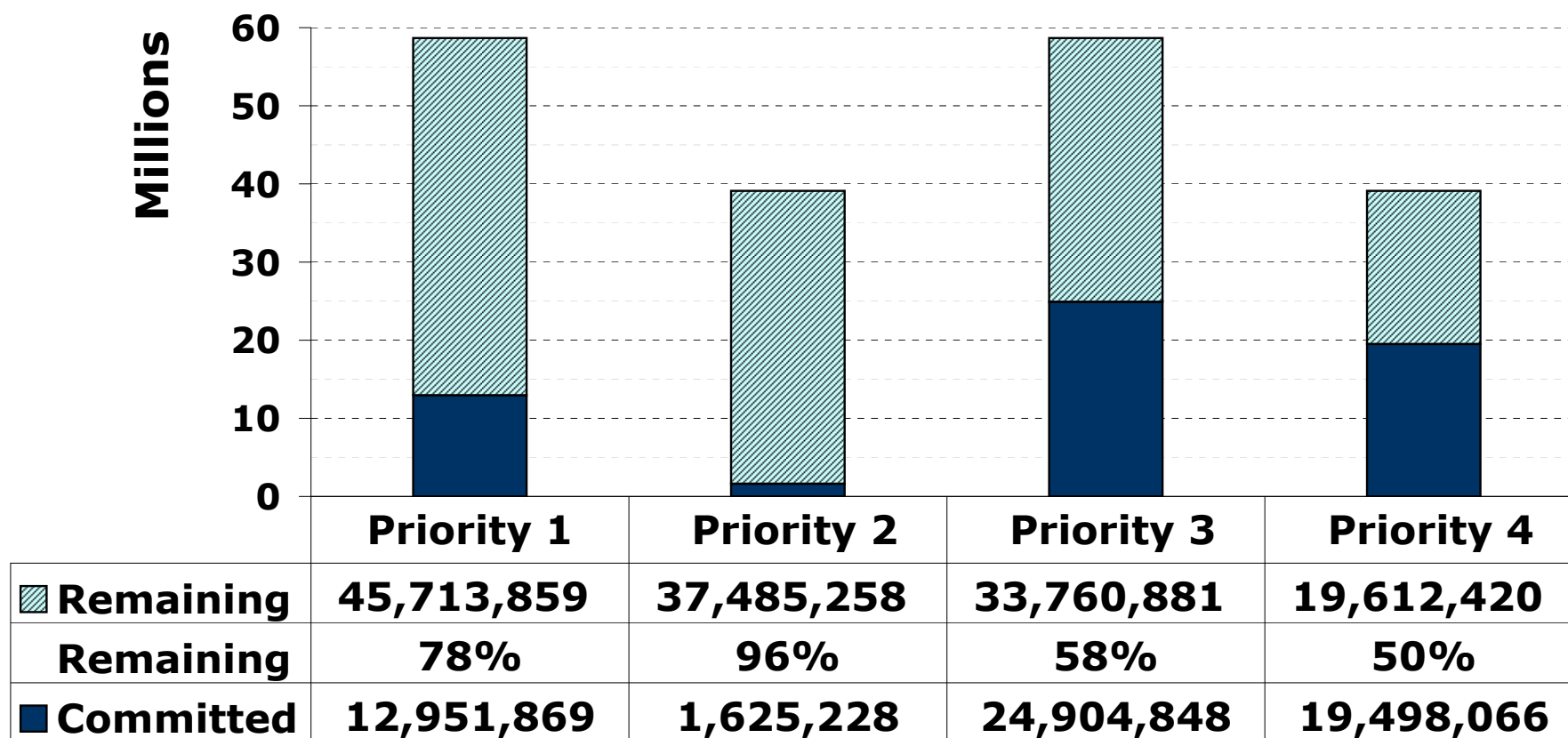


MC Decision on project proposals

Priority	Area of support	Index	Project acronym	Approved	Strategic project?	LP	No. Of partners
1	1.1	1022	JOSEFIN	yes		DE	24
1	1.1	1032	BSR Inno CBP	yes		DK	3
1	1.1	1066	BaSIC	yes		DE	18
1	1.2	1016	BaltFood	yes		DE	13
1	1.2	1024	SPIN	yes		DE	10
1	1.2	1051	Longlife	yes		DE	15
1	1.2	1059	BONITA	yes		DE	15
2	2.2	1048	BALTRAD	yes		SE	9
3	3.1	1007	WATERPRAXIS	yes		FI	12
3	3.1	1021	BaltCICA	yes		FI	24
3	3.1	1063	COHIBA	yes		FI	26
3	3.3	1011	EfficienSea	yes	yes	DK	17
3	3.3	1056	BRISK	yes	yes	DK	11
3	3.3	1078	Baltic Master II	yes		SE	31
3	3.4	1014	BaltSeaPlan	yes		DE	18
3	3.4	1091	Baltic Green Belt	yes		DE	15
4	4.1	1012	Bioenergy Promotion	yes	yes	SE	36
4	4.1	1070	NEW BRIDGES	yes		FI	15
4	4.1	1086	Urb.Energy	yes		DE	16
4	4.2	1026	Parks & Benefits	yes		DE	19
4	4.2	1029	Eco-Region	yes		DE	25
4	4.2	1077	BSLN	yes		DE	27
4	4.2	1088	BSRInnoReg	yes		FI	19
4	4.2	1089	BalticClimate	yes		DE	25
TOTAL: 24 projects				24	3		443

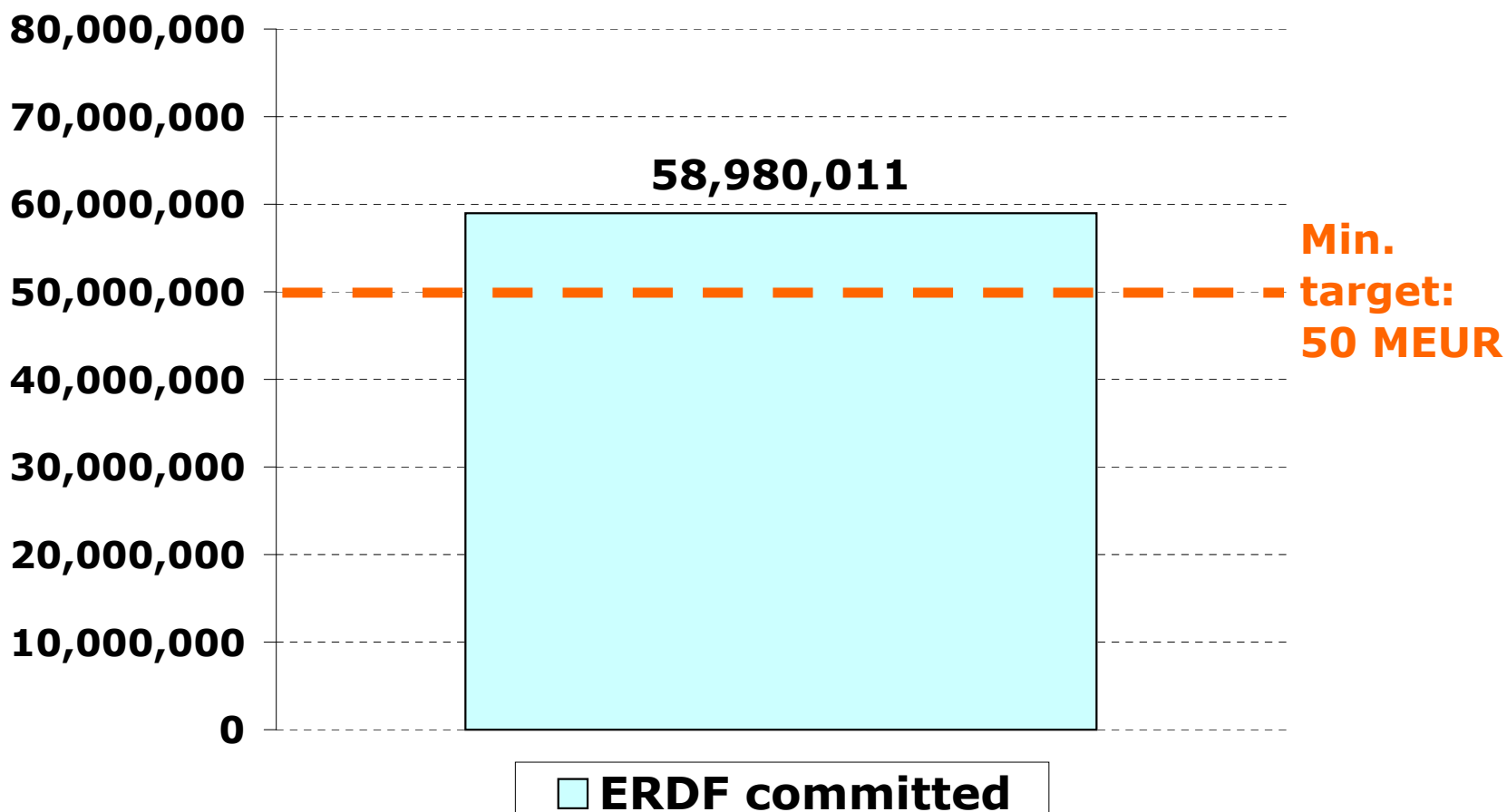


ERDF: Available vs. committed co-financing (considering budget cuts)

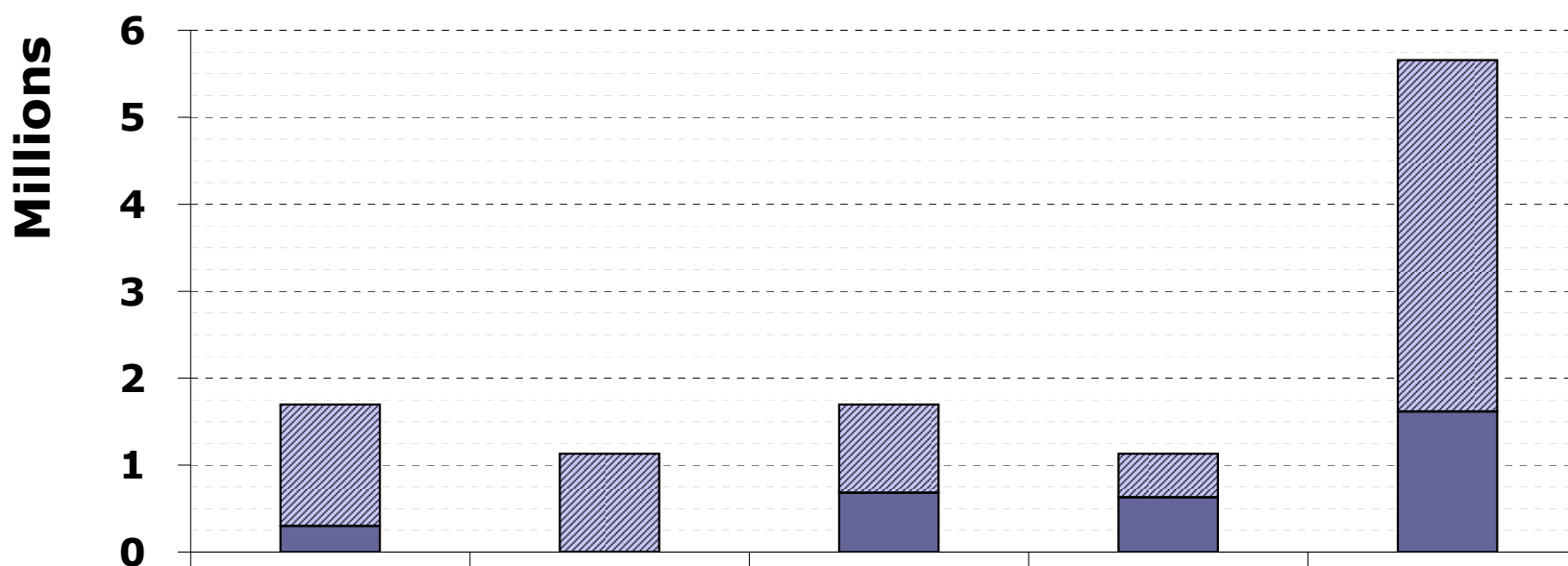




Prevention of de-commitment

ERDF: Commitment target vs. committed funds (in MEUR)

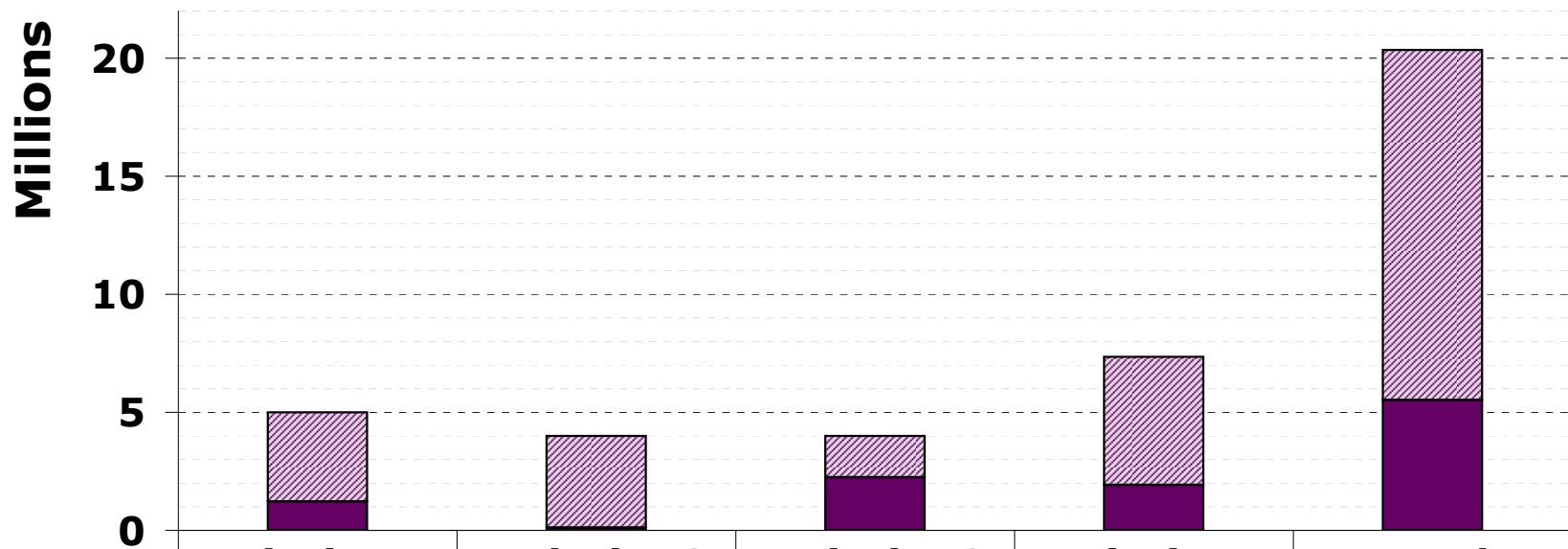




Norway: Available vs. committed co-financing (considering budget cuts)



	Priority 1	Priority 2	Priority 3	Priority 4	Total
 Remaining	1,397,817	1,131,760	1,014,190	500,871	4,044,637
Remaining	82%	100%	60%	44%	72%
 Committed	299,824	0	683,451	630,889	1,614,163

ENPI: Available vs. committed co-financing (considering budget cuts)



	Priority 1	Priority 2	Priority 3	Priority 4	Total
 Remaining	3,775,130	3,883,585	1,747,615	5,426,800	14,833,130
Remaining	76%	97%	44%	74%	73%
 Committed	1,224,870	116,415	2,252,385	1,920,589	5,514,259

No. of approved, rejected and inadmissible applications per priority

